

 APOLLO DISPLAY
TECHNOLOGIES



 DISTEC



 DISPLAY
TECHNOLOGY



Datasheet

Advantech

AIMB-586

Micro-ATX Motherboard for 9th/8th Generation Intel® Xeon® / Core™ i7/i5/i3


LGA1151 Processor with HDMI/2 DP++/eDP (LVDS)/6 COM, 4 LANs, USB 3.1



The information contained in this document has been carefully researched and is, to the best of our knowledge, accurate. However, we assume no liability for any product failures or damages, immediate or consequential, resulting from the use of the information provided herein. Our products are not intended for use in systems in which failures of product could result in personal injury. All trademarks mentioned herein are property of their respective owners. All specifications are subject to change without notice.

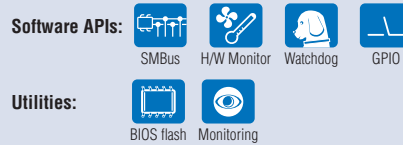
AIMB-586

Intel® Xeon® E3/ 8th & 9th Gen Core™
i7/i5/i3 LGA1151, MicroATX with
HDMI/2 DP++/eDP (LVDS)/6 COM, 4 LANs,
USB 3.1, ATX or 12V DC-IN



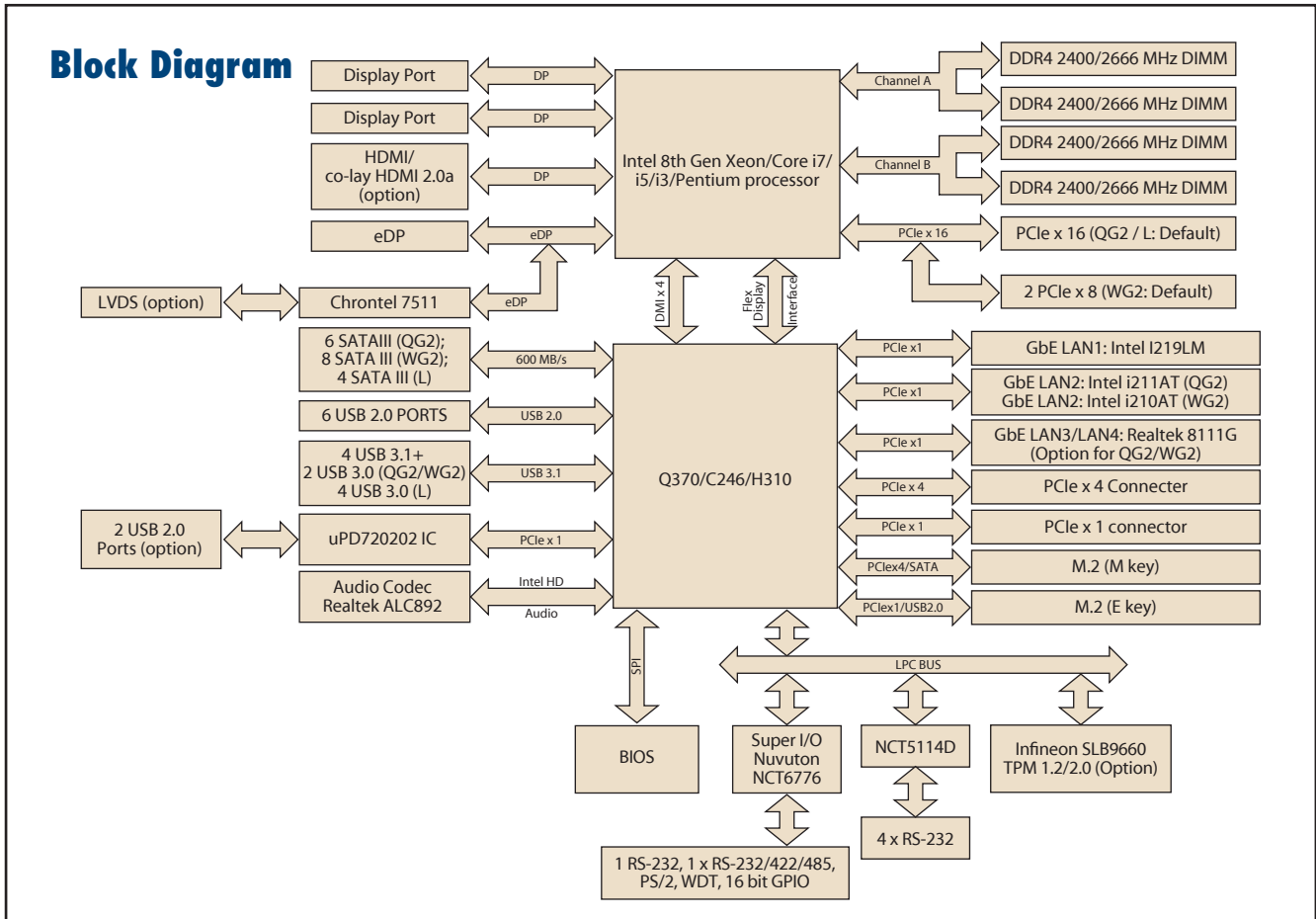
Features

- Supports Intel® Xeon® 8th / 9th Gen Core™ i7/i5/i3 processor with Q370/C246/H310 chipset
- Supports triple displays. (HDMI, 2DP++, eDP or LVDS display)
- Supports Intel AMT 12.0 and Intel vPro competent
- Supports PCIe Gen3, max up to 4x USB 3.1 (Gen2), 2x USB 3.0, 8x SATAIII, 4 GbE LAN, 2x M.2 (M & E Key)
- Supports Software RAID 0, 1, 5, 10, TPM 1.2/2.0 (optional)
- Supports DeviceOn and Embedded Software APIs



Specifications

	CPU	E-2176G/ E-2124G	E-2278GE/ E-2278GEL	E-2226GE	i7-9700E/ i7-9700TE	i7-8700/ i7-8700T	i5-9500E/ i5-9500TE	i5-8500/ i5-8500T	i3-9100E/ i3-9100TE	i3-8100/ i3-8100T	G5400/ G5400T	G4900/ G4900T	
Processor System		6/4	8/ 8	6	8/ 8	6/6	6/6	6/6	4/4	4/4	2/2	2/2	
Core Number		3.7GHz/ 3.4 GHz	3.3GHz/ 2.0 GHz	3.4GHz	2.6GHz/ 1.8GHz	3.2GHz/ 2.4GHz	3.0GHz/ 2.2GHz	3.0GHz/ 2.1GHz	3.1GHz/ 2.2GHz	3.6GHz/ 3.1GHz	3.7GHz/ 3.1GHz	3.1GHz/ 2.9GHz	
Max. Speed		12MB/ 8MB	16MB/ 16MB	12MB	12MB/12MB	12MB/12MB	9MB/9MB	9MB/9MB	6MB/6MB	6MB/6MB	4MB/4MB	2MB/2MB	
L3 Cache		80W/ 71W	80W/ 35W	80W	65W/35W	65W/35W	65W/35W	65W/35W	65W/35W	65W/35W	58W/25W	54W/35W	
TDP (W)		WG2	WG2	WG2	WG2/QG2/L	WG2/QG2/L	WG2/QG2/L	WG2/QG2/L	WG2/QG2/L	WG2/QG2/L	WG2/QG2/L	WG2/QG2/L	
Supports Model		Q370/C246/H310											
Chipset		AMI EFI 256 Mbit SPI											
BIOS		1 GB/s per direction, 1 slot (QG2/WG2 only)											
Expansion Slot		4 GB/s per direction, 1 slot											
PCIe x1 (Gen3)		8 GB/s per direction, 1 slot (Default on WG2 sku, BOM Option on QG2 sku)											
PCIe x4 (Gen3)		16 GB/s per direction, 1 slot (Only x8 Link on WG2 sku)											
PCIe x8 (Gen3)		Dual Channel DDR4 2400/2666MHz Non-ECC SDRAM/ ECC SDRAM (WG2 only)											
PCIe x16 (Gen3)		128GB (32GB per DIMM)											
Memory		4 x 288 pin U DIMM (QG2/WG2)											
Technology		2 x 288 pin U DIMM (L)											
Max. Capacity		Intel HD Graphics											
Socket		Supports DirectX11.1, OpenGL 5.0 and OpenCL 2.1											
Controller		1, Supports max resolution HDMI 1.2 1920 x 1200 @ 60 Hz (Colay HDMI 2.0a 4096 x 2160 @ 60 Hz, via BOM Option)											
Graphics		eDP 1, Internal pin header, supports max. resolution 3840 x 2160 @ 60 Hz (Internal pin header)											
HDMI		1 (option), Supports dual channel 48 bits up to 1920 x 1200 (colay with eDP)											
eDP		2, Supports max resolution 4096 x 2304 @ 60 Hz											
LVDS		eDP (LVDS) + DP++ + HDMI, eDP (LVDS) + DP++ + DP++, DP++ + DP++ + HDMI											
Display Port		Triple Display DP++ + HDMI, DP++ + DP++, DP++ + eDP (LVDS), HDMI + eDP (LVDS)											
Triple Display		LAN1: Intel I219LM (QG2/WG2/L)											
Dual Display		LAN2: Intel I211AT (QG2)											
Controller		Intel I210AT (WG2)											
LAN1		LAN3/4: Realtek 8111G (BOM Option on QG2/WG2 sku)											
LAN2		RJ 45 x 2 (Max up to 4 ports via BOM option on QG2/WG2)											
LAN3/4		600 MB/s Max. (SATA 3.0)											
Connector		Q'ty 6 (QG2); 8 (WG2), 1 colay with M.2 M key; 4 (L)											
Max Data Transfer Rate		Display Port 2											
Q'ty		HDMI 1											
Display Port		Ethernet 2 (Default, Max 4 ports via BOM option on QG2/WG2)											
HDMI		USB 8 (4 USB 3.1, 4 USB 2.0 on QG2/WG2)											
Ethernet		8 (4 USB 3.0, 4 USB 2.0 on L)											
USB		Audio 2 (Mic-in/ Line-out) (Mic-in could be configured as "Line-in" under Win OS.)											
USB 3.0		Serial 1 (RS-232)											
USB 2.0		USB 3.0 2 (QG2/WG2 only)											
Audio		USB 2.0 2; can up to 4 (via BOM option)											
Serial		Serial 5 (4 x RS-232, 1 x RS-232/422/485 with auto flow control supported on QG2/WG2)											
Internal Connector		1 (1 x RS-232/422/485with auto flow control supported on L)											
Extended Display Port (eDP)/LVDS		SATA 3.0 6 (QG2); 8 (WG2), 1 colay M.2 M-key; 4 (L)											
PS/2 (KBMS1)		1 (Default: eDP)											
M.2 (M key)		1 (2280 NVMe PCIe4 and SATA M.2 support, QG2/WG2 only)											
M.2 (E key)		1 (2230 for WIFI, QG2/WG2 only)											
GPI0		16-bit GPIO											
Watchdog Timer		Output System reset											
Interval		Programmable 1 ~ 255 sec/min											
Power Requirements		Power On +5 V 3.3 V 12 V 12V_4P 5 Vsb -12 V											
Operating		+1.361A 0.473A 0.365A 5.985A 0A 0A											
Non-Operating		0 ~ 60° C (14 ~ 158° F), depends on CPU speed and cooler solution											
Temperature		-40 ~ 85° C (-40 ~ 185° F)											
Dimensions		244 mm x 244 mm (9.6" x 9.6")											
Input Mode		ATX input (Default)/DC-IN 12V (BOM option)											



Ordering Information

P/N	Chipset	USB3.1	USB 3.0	USB 2.0	DP/HDMI	eDP (LVDS)	GbE LAN	SATA III	COM	PCIex16	PCIex8	PCIex4	PCIex1	M.2 E-key	M.2 M-key	TPM
AIMB-586QG2-00A1E	Q370	4	2	6+(2)***	2/1**	1/(1)	2+(2)	6	6	1	(2)	1	1	1	1	(1)
AIMB-586WG2-00A1E	C246	4	2	6+(2)***	2/1**	1/(1)	2+(2)	8	6	(1)	2	1	1	1	1	(1)
AIMB-586L-00A1E	H310	0	4	6+(2)***	2/1	(1)/0	1	4	2+(4)	1	0	1	0	0	0	(1)

*() BOM options available on MP version.
 ** Default: HDMI 1.2, co-layout HDMI 2.0 (BOM Option)
 *** BOM option with added USB 2.0 from controller IC

Riser Card

Part Number	Description
AIMB-RF10F-01A1E	1U riser card with 1 PCIex16 expansion

Packing List

Part Number	Description	Quantity
1700003194	SATA HDD cable	2
1700022749-13	SATA power cable	2
1960088075T000	I/O port bracket	1
2006B58610	Startup manual	1
1930001071	M.2 device screw	2

I/O View



Optional Accessories

Part Number	Description
1700020277-01	Dual port USB 3.0 cable, 30cm with IO bracket
1700002204	Dual port USB 2.0 cable 27cm with bracket
1960047669N001	LGA1156 CPU cooler for 4U and wallmount chassis, for CPU TDP ≤ 84W, 4.72" (W) x 4.72" (L) x 3.03" (H)
1960052651N021	LGA1155 CPU for cooler 2U and backplane version of chassis, for CPU TDP ≤ 65W, 3.54" (W) x 3.54" (L) x 2.68" (H)
1960053207N001	LGA1155 CPU cooler for 2U and wallmount chassis, for CPU TDP ≤ 45W, D=3.66" (W) x 3.66" (L) x 1.81" (H)
1700018699	PS/2 KB/MS cable (KMBS1) 1*6P-2.5M-DIN 6P(F)*2 25cm
1700000447	1-to-4 serial ports cable kit, 45cm
1701400181	1-to-4 serial ports cable kit, 18cm
1700026163-01	COM2, 1 to 1 COM cable 60cm (IDE 10P-2.0) w/ Bracket
1960087944N001	1U IO bracket for chassis ACP-1010MB & HPC-7120S (should order screws separately)

Note: Purchasing AIMB-586's proprietary CPU cooler from Advantech is a must, other CPU cooler might be not compatible with AIMB-586.
 Note: screws P/N: 1933030500 for ACP-1010MB, 1930004607 for HPC-7120S

Embedded OS/API

OS/API	Part No.	
win10 IoT Ent	20706WX9HS0019	img W10 16HL(Eng)
	20706WX9VS0022	img W10 16VL(Eng)

Our company network supports you worldwide with offices in Germany, Austria, Switzerland, the UK and the USA. For more information please contact:

Headquarters

Germany



FORTEC Elektronik AG

Augsburger Str. 2b
82110 Germering

Phone: +49 89 894450-0
E-Mail: info@fortecag.de
Internet: www.fortecag.de

Fortec Group Members

Austria



Distec GmbH Office Vienna

Nuschinggasse 12
1230 Wien

Phone: +43 1 8673492-0
E-Mail: info@distec.de
Internet: www.distec.de

Germany



Distec GmbH

Augsburger Str. 2b
82110 Germering

Phone: +49 89 894363-0
E-Mail: info@distec.de
Internet: www.distec.de

Switzerland



ALTRAC AG

Bahnhofstraße 3
5436 Würenlos

Phone: +41 44 7446111
E-Mail: info@altrac.ch
Internet: www.altrac.ch

United Kingdom



Display Technology Ltd.

Osprey House, 1 Osprey Court
Hichingbrooke Business Park
Huntingdon, Cambridgeshire, PE29 6FN

Phone: +44 1480 411600
E-Mail: info@displaytechnology.co.uk
Internet: www.displaytechnology.co.uk

USA



Apollo Display Technologies, Corp.

87 Raynor Avenue,
Unit 1 Ronkonkoma,
NY 11779

Phone: +1 631 5804360
E-Mail: info@apolloDisplays.com
Internet: www.apolloDisplays.com